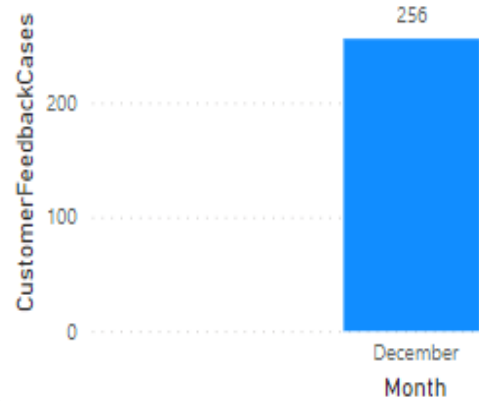


# Customer Feedback Report—December 2023

## Customer Feedback Cases Opened

Year ● 2023



Total Feedback

256

Total Feedback Completed

250

% Completed on Time

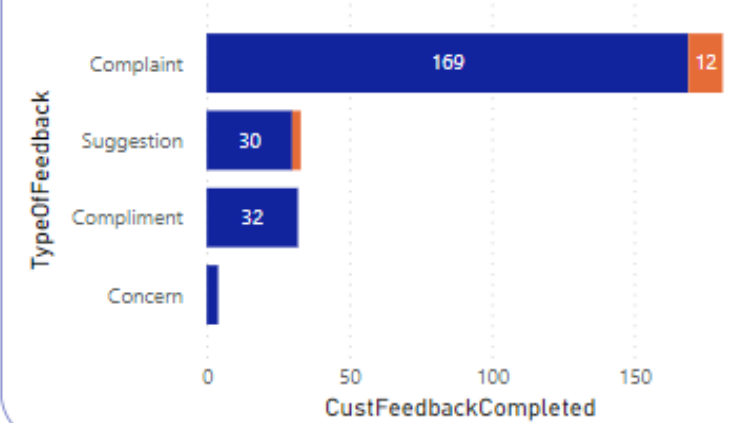
94.00%

Completed Within Timeframe

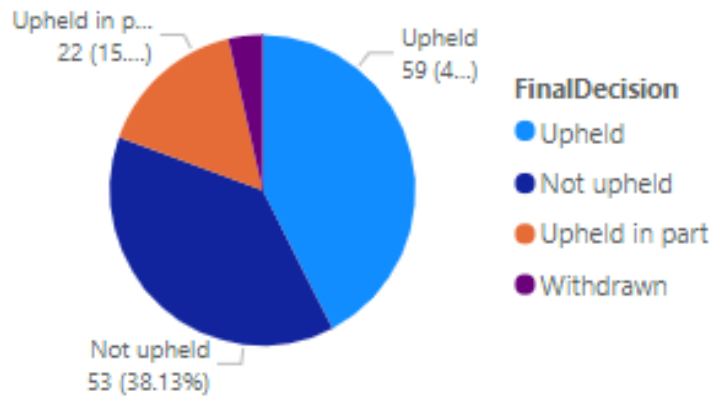


## Customer Feedback Completed

Timeliness ● On Time ● Out of Time



## Completed by Final Decision



[Back to report](#) | OVERALL BREAKDOWN BY SERVICE & TYPE

Feedback Type ● Complaint ● Compliment ● Concern ● Suggestion

