



Year 11 Destinations 2025

Education, Learning and Skills Statement
Kingston upon Hull
2025 – 2026

Education, Learning and Skills Statement

Kingston upon Hull
2025 – 2026



TECHNICAL REPORT: Year 11 Destinations 2025

REVISION HISTORY

Date of this revision: March 2026
Date of next revision: March 2027

Revision date	Previous revision date	Version no.	Summary of changes
March 2026	March 2025	Version 11	Updated data and statistics for the 2025 year 11 secondary school leavers.

CONTENTS

1. INTRODUCTION	5
2. WHERE ARE YOUNG PEOPLE PROGRESSING TO?	6
2.1 Hull activities of year 11 young people (2025).....	6
2.2 Hull activities of year 11 young people (2024).....	7
2.3 Key points:.....	7
3. HULL ACTIVITIES OF YEAR 11 YOUNG PEOPLE EDUCATED AT HOME	9
3.1 Key Points:.....	10
4. ACTIVITIES BY PUPIL PREMIUM ELIGIBILITY	11
4.1 Eligible for Pupil Premium.....	11
4.2 Not Eligible for Pupil Premium	12
4.3 Key points:.....	13
5. ACTIVITIES OF YEAR 11 CHILDREN LOOKED AFTER (CLA) IN HULL	14
5.1 Key points:	15
6. ACTIVITIES OF ALL 2025 LEAVERS BY SEX	16
6.1 Key points:	16
7. ACTIVITIES OF YOUNG PEOPLE BY ETHNICITY	17
7.1 Key points:	17
8. ACTIVITIES OF YOUNG PEOPLE WITH SPECIAL EDUCATIONAL NEEDS OR DISABILITIES (SEND)	18
8.1 Key points:	18
9. CHOSEN HIGHER EDUCATION PROVIDERS OF YEAR 11 LEAVERS.....	20
9.1 Key points:	20
10. SUMMARY OF YEAR 11 ACTIVITIES IN 2025.....	22

TABLE OF FIGURES

Figure 1	Activities of year 11 young people educated in a Hull institution in 2025 (table)	6
Figure 2	Activities of year 11 young people educated in a Hull institution in 2025 (graph)	6
Figure 3	Activities of year 11 young people educated in a Hull institution in 2024 (table)	7
Figure 4	Activities of year 11 young people educated in a Hull institution in 2024 (graph)	7
Figure 5	Activities of year 11 young people educated at home in 2025 (table)	9
Figure 6	Activities of year 11 young people educated at home in 2025 (graph)	9
Figure 7	Activities of year 11 young people educated in a Hull institution in 2025 eligible for Pupil Premium (table).	11
Figure 8	Activities of year 11 young people educated in a Hull institution in 2025 eligible for Pupil Premium (graph).	11
Figure 9	Activities of year 11 young people educated in a Hull institution in 2025 not eligible for Pupil Premium (table).	12
Figure 10	Activities of year 11 young people educated in a Hull institution in 2025 not eligible for Pupil Premium (graph).	12
Figure 11	Activities of year 11 young people educated in a Hull institution in 2025 who are CLA (table).	14
Figure 12	Activities of year 11 young people educated in a Hull institution in 2025 who are CLA (graph).	14
Figure 13	Activities of year 11 young people educated in a Hull institution in 2025 by Ethnicity.	17
Figure 14	Activities of year 11 young people educated in a Hull institution with SEND for the year 2025 (table).	18
Figure 15	Activities of year 11 young people educated in a Hull institution with SEND for the year 2025 (graph).	19
Figure 16	Universities chosen by year 11 young people who left compulsory education in 2023, 2022 and 2021.	20

1. INTRODUCTION

This report, also known as the “Annual Activity Survey”, contains details of the post-16 learning destinations for young people educated in Hull who reached the compulsory school leaving age in 2025.

It is one of a suite of documents that collectively make up Hull City Council’s “Education, Learning and Skills Statement” and is one of a series of independent technical reports relating to the post-16 agenda which are released at various points over the course of the year when the associated data sets are available to analyse.

The data used relates to young people who reached the compulsory school leaving age in 2025 who were educated in schools or other institutions in Hull on the 31st May 2025 regardless of residency. It highlights the routes taken by young people on completion of year 11 in compulsory education and reflects their known destination on 1st November 2025. This date is used as it is expected by this time young people will have made firm decisions as regards going into further education etc. Insofar as it is possible, the survey reflects the young person’s settled activity and not merely their first destination after leaving school, which may be only a temporary activity.

The report includes information about the destinations of young people who left year 11 in 2024 for comparison, details of young people who were eligible for pupil premium, gender, Children Looked After, ethnicity and SEND.

Participating in education or training brings benefits for young people and also for the economy and wider society. The government requires all young people to participate in education, or training until their 18th birthday. This is known as “Raising of the Participation Age”. However, it does not necessarily mean that young people have to stay at school as they will be able to participate through three options:

- Full-time education whether at a school, college or otherwise
- An apprenticeship
- Working over 20 hours a week and undertaking part-time study within it for at least 1 day a week

2. WHERE ARE YOUNG PEOPLE PROGRESSING TO?

2.1 Hull activities of year 11 young people (2025)

Figures 1 and 2 below show the post-16 activity of year 11 young people educated in a Hull institution on 1st November 2025.

		MEETING THE DUTY TO PARTICIPATE						NOT PARTICIPATING					WORKING TOWARDS	TEMP BREAK FROM LEARNING	
Hull Mainstream	No.	6th Form School	6th Form College	Further Education	Other Training	Apprenticeship	Employment with accredited training	Employment without Training	NEET Available to the Labour Market	Part Time Education	Part Time Employment	Not Known	Re-Engagement Activities	NEET Not Available to the Labour Market	TOTAL IN LEARNING
Males	1727	326	478	691	13	98	30	11	54	0	0	4	16	6	1636
%		18.9%	27.7%	40.0%	0.8%	5.7%	1.7%	0.6%	3.1%	0.0%	0.0%	0.2%	0.9%	0.3%	94.7%
Females	1517	234	635	551	7	35	7	3	22	0	0	3	11	9	1469
%		15.4%	41.9%	36.3%	0.5%	2.3%	0.5%	0.2%	1.5%	0.0%	0.0%	0.2%	0.7%	0.6%	96.8%
Total	3244	560	1113	1242	20	133	37	14	76	0	0	7	27	15	3105
%		17.3%	34.3%	38.3%	0.6%	4.1%	1.1%	0.4%	2.3%	0.0%	0.0%	0.2%	0.8%	0.5%	95.7%

Figure 1: Activities of year 11 young people educated in a Hull institution in 2025.

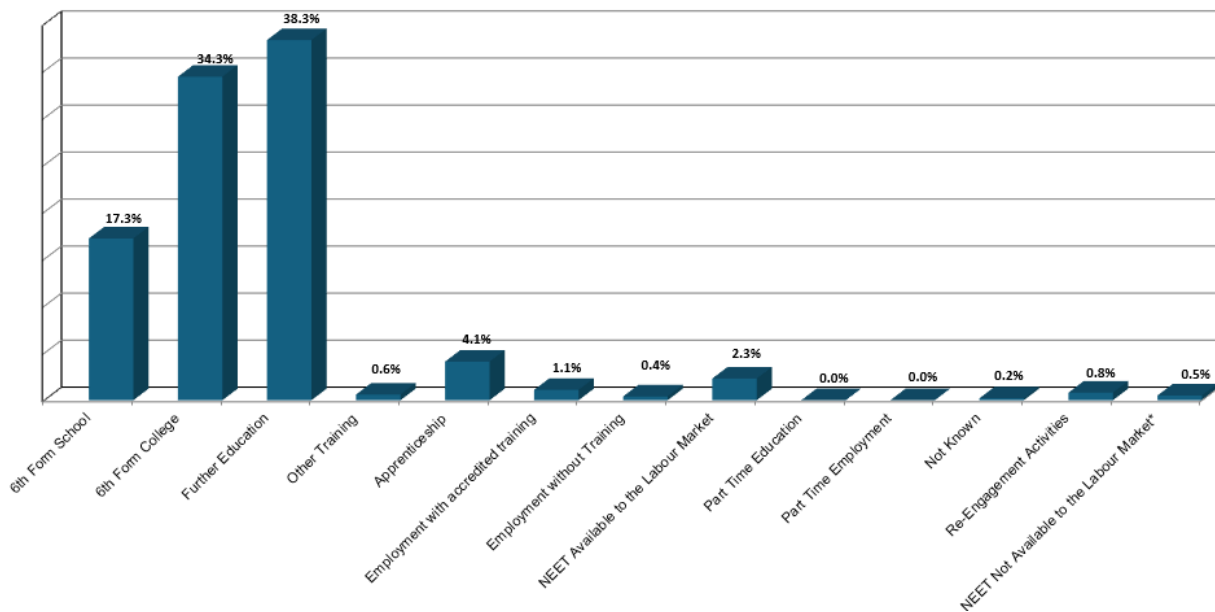


Figure 2: Activities of year 11 young people educated in a Hull institution in 2025.

2.2 Hull activities of year 11 young people (2024)

By way of comparison, figures 3 and 4 below show the post-16 activities of year 11 young people educated in a Hull institution as at 1st November 2024.

Hull Mainstream	No.	MEETING THE DUTY TO PARTICIPATE						NOT PARTICIPATING					WORKING TOWARDS	TEMP BREAK FROM LEARNING	TOTAL IN LEARNING
		6th Form School	6th Form College	Further Education	Other Training	Apprenticeship	Employment with accredited training	Employment without Training	NEET Available to the Labour Market	Part Time Education	Part Time Employment	Not Known	Re-Engagement Activities	NEET Not Available to the Labour Market*	
Males	1693	267	486	700	12	128	18	21	45	0	0	1	10	5	1611
%		15.8%	28.7%	41.3%	0.7%	7.6%	1.1%	1.2%	2.7%	0.0%	0.0%	0.1%	0.6%	0.3%	95.2%
Females	1530	250	640	517	4	51	7	5	23	1	2	3	11	16	1469
%		16.3%	41.8%	33.8%	0.3%	3.3%	0.5%	0.3%	1.5%	0.1%	0.1%	0.2%	0.7%	1.0%	96.0%
Total	3223	517	1126	1217	16	179	25	26	68	1	2	4	21	21	3080
%		16.0%	34.9%	37.8%	0.5%	5.6%	0.8%	0.8%	2.1%	0.0%	0.1%	0.1%	0.7%	0.7%	95.6%

Figure 3: Activities of year 11 young people educated in a Hull institution in 2024.

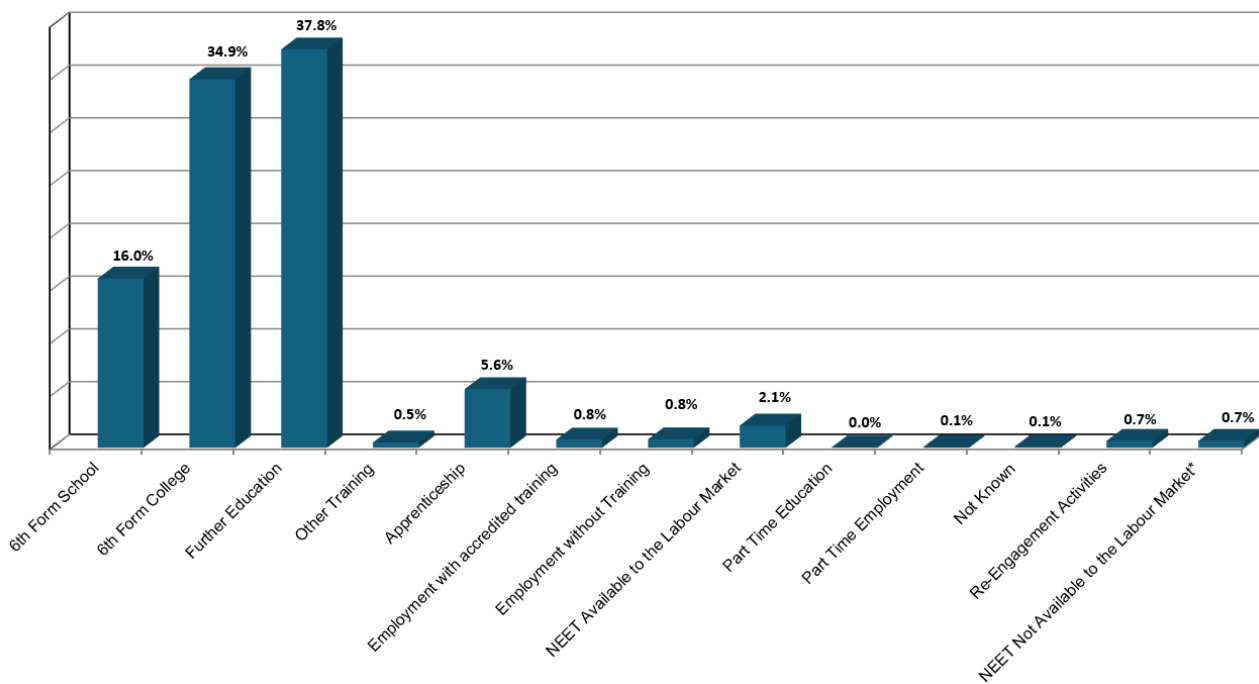


Figure 4: Activities of year 11 young people educated in a Hull institution in 2024.

2.3 Key points:

The “Raising of the Participation Age” policy and Department for Education require that Annual Survey data reporting is categorised by:

- Meeting the duty to Participate
- Not Participating
- Working Towards Participation
- Temporary Break from Learning

A total of **3,244** young people completed year 11 in 2025 (not including those young people who were home educated, or off a school roll), this is **21** more young people than in 2024 when it was **3,223**. Of these, the majority of young people (**95.7%**) are known to have progressed into a learning

opportunity. "Learning opportunities" include a place at a further education establishment (School Sixth Form, Sixth Form College, College of Further Education, Independent Training Providers), employment with accredited training, other training and apprenticeships. This is **0.1%** higher than last year when a total of **95.6%** of young people in compulsory education in Hull continued in learning on completion of year 11 in 2024.

Most young people (**89.9%**) leaving compulsory education in Hull opted to study at a School Sixth Form, Sixth Form College or a Further Education institution. This is an increase of **1.2%** compared to last year when the figure was **88.7%**. Figures 1 and 2 indicate that the most popular destination for year 11 leavers in 2025 is Further Education (**1,242** young people) which is **38.3%**, an increase of **25** young people from 2024 when it was **37.8%** (**1,217** young people). Further Education was also the most popular destination in 2024.

Sixth Form College remains the second most popular destination with **1113** young people choosing this destination in 2025 (**34.3%**), a slight decrease of 13 young people from 2024 when it was **34.9%** (**1126** young people).

The percentage of young people opting for a School Sixth Form as their progression route in 2025 is **17.3%** which is **1.3%** higher than 2024, **43** more young people.

The percentage of young people who have entered an apprenticeship has decreased again, from **5.6%** in 2024 (**179** young people) to **4.1%** (**133** young people) in 2025, **46** less than in 2024.

Additionally, **0.6%** (**20** young people) were classed as participating in other training, an increase of **4** young people (**0.1%**) from 2024 when there were **16** young people in this category. **37** young people entered employment with accredited training (**1.1%**), an increase of **12** young people from 2024 when it was **0.8%**.

The number of young people leaving year 11 who were classed as **not participating** in learning at the time of this survey was **2.9%**, a total of **97** young people. This includes **14** young people who went into employment without training. **76** who were NEET available to the labour market, and **7** who were classed as Not Known as we have been unable to contact them. This is an overall decrease of **0.2%** (**4** young people) from last year when it was **3.1%**.

27 young people were classed as **working towards participation** by undertaking a re-engagement activity (**0.8%**) which is an increase of **0.1%** (**6** young people) from 2024.

15 young people (**0.5%**) were NEET Not available to the labour market and classed as having a **temporary break** from learning, which is a decrease of **6** young people from 2024 when it was **0.7%**. Please note that the 'not available to the labour market' category includes those who are pregnant, a teenage parent, have an illness, are a carer or not available due to another reason.

3. HULL ACTIVITIES OF YEAR 11 YOUNG PEOPLE EDUCATED AT HOME

Figures 5 and 6 show the activities of Hull's year 11 young people at 1st November 2025 who were educated at home. Please note that for illustration purposes, this data is not included within the main headline data above.

		MEETING THE DUTY TO PARTICIPATE						NOT PARTICIPATING					WORKING TOWARDS	TEMP BREAK FROM LEARNING	
Educated at Home	No.	6th Form School	6th Form College	Further Education	Other Training	Apprenticeship	Employment with accredited training	Employment without Training	NEET Available to the Labour Market	Part Time Education	Part Time Employment	Not Known	Re-Engagement Activities	NEET Not Available to the Labour Market	TOTAL IN LEARNING
Males	82	0	5	67	0	1	2	0	3	0	0	2	1	1	75
%		0.0%	6.1%	81.7%	0.0%	1.2%	2.4%	0.0%	3.7%	0.0%	0.0%	2.4%	1.2%	1.2%	91.5%
Females	112	1	3	104	0	0	0	1	2	0	0	0	0	1	108
%		0.9%	2.7%	92.9%	0.0%	0.0%	0.0%	0.9%	1.8%	0.0%	0.0%	0.0%	0.0%	0.9%	96.4%
Total	194	1	8	171	0	1	2	1	5	0	0	2	1	2	183
%		0.5%	4.1%	88.1%	0.0%	0.5%	1.0%	0.5%	2.6%	0.0%	0.0%	1.0%	0.5%	1.0%	94.3%

Figure 5: Activities of year 11 young people educated at home in 2025.

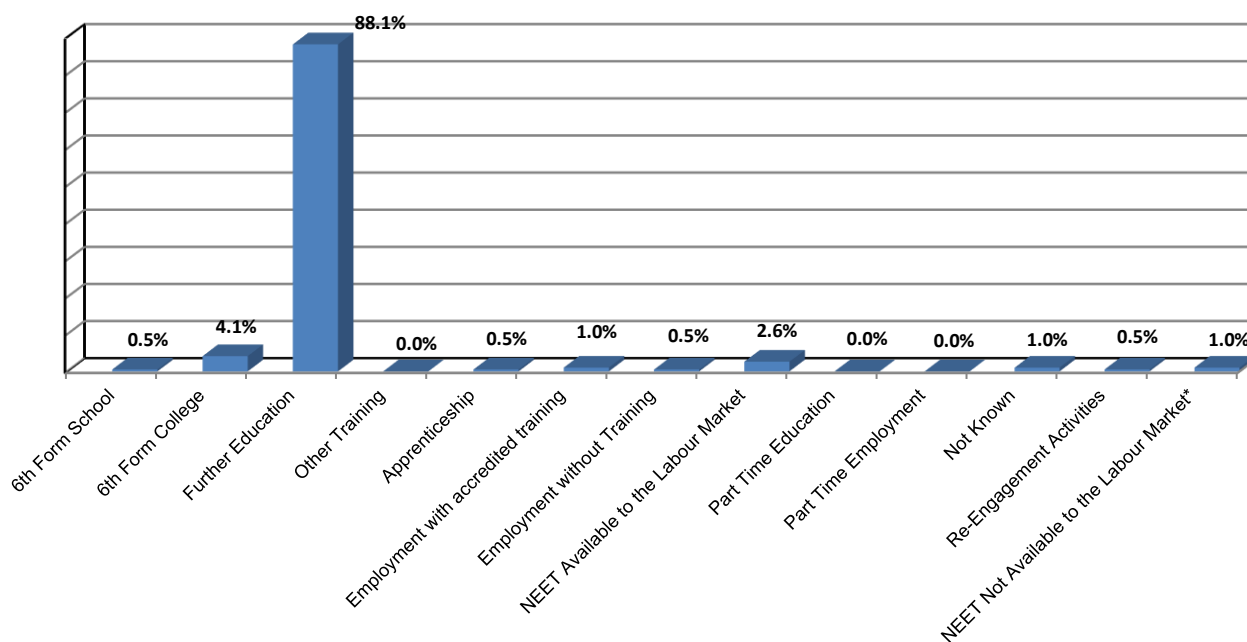


Figure 6: Activities of year 11 young people educated at home in 2025.

3.1 Key Points:

194 young people who completed year 11 in 2025 were educated at home and **resident in Hull**. This is an increase of **49** young people from 2024. **183** young people (**94.3%**) progressed into a learning opportunity. This is **2.6%** higher than last year when it was **91.7%**. It should be noted that this total includes young people who have informed us that they intend to continue being home educated in Year 12 and 13.

The vast majority (**88.1%**, **171** young people) continued in Further Education. This is a small increase from last year when it was **87.6%**. Further Education includes colleges of further education and also opting to remain home educated post-16. We have again seen an increase in the total number of young people continuing their elective home education into post 16 education, **76** young people in 2025 up from **56** young people in 2024. This is a similar increase to last year (**23** more in 2024, **20** more in 2025). Very few chose to progress onto a Sixth Form School or Sixth Form College. Only **1** home educated young person progressed onto an apprenticeship.

8 young people were classed as **not participating**. This includes **1** young person who was employed without training (**0.5%**) and **5** NEET available to the labour market (**2.6%**), compared to 2024 when there were **2** young people in this category (**1.4%**).

1 young person was undertaking re-engagement activities and classed as working towards participation (**0.5%**), **2** less than 2024 when there were **3** young people (**2.1%**).

2 young people were NEET Not available to the labour market and classed as having a temporary break from learning (**1%**) whilst in 2024 there were **3** young people (**2.1%**).

The Connexions team have allocated dedicated staffing resources to work with young people who are educated at home - Connexions staff utilise a variety of strategies (including outreach visits and joint visits in the home with other professionals) to engage with this group of young people.

4. ACTIVITIES BY PUPIL PREMIUM ELIGIBILITY

4.1 Eligible for Pupil Premium

Figures 7 and 8 show the activities of Hull’s year 11 young people at 1st November 2025 who were eligible for Pupil Premium. Pupil Premium is additional funding for all publicly funded schools in England to raise the attainment of disadvantaged pupils of all abilities and to close the gaps between them and their peers. Pupils attract Pupil Premium if they: have been eligible for Free School Meals at any time in the last six years, are looked after or formerly looked after children or are from qualifying armed services families.

		MEETING THE DUTY TO PARTICIPATE						NOT PARTICIPATING					WORKING TOWARDS	TEMP BREAK FROM LEARNING	
	No.	6th Form School	6th Form College	Further Education	Other Training	Apprenticeship	Employment with accredited training	Employment without Training	NEET Available to the Labour Market	Part Time Education	Part Time Employment	Not Known	Re-Engagement Activities	NEET Not Available to the Labour Market	TOTAL IN LEARNING
Males	627	88	122	325	8	18	12	5	35	0	0	1	11	2	573
%		14.0%	19.5%	51.8%	1.3%	2.9%	1.9%	0.8%	5.6%	0.0%	0.0%	0.2%	1.8%	0.3%	91.4%
Females	503	54	165	245	4	6	3	3	12	0	0	1	7	3	477
%		10.7%	32.8%	48.7%	0.8%	1.2%	0.6%	0.6%	2.4%	0.0%	0.0%	0.2%	1.4%	0.6%	94.8%
Total	1130	142	287	570	12	24	15	8	47	0	0	2	18	5	1050
%		12.6%	25.4%	50.4%	1.1%	2.1%	1.3%	0.7%	4.2%	0.0%	0.0%	0.2%	1.6%	0.4%	92.9%

Figure 7: Activities of year 11 young people educated in a Hull institution in 2025 eligible for Pupil Premium.

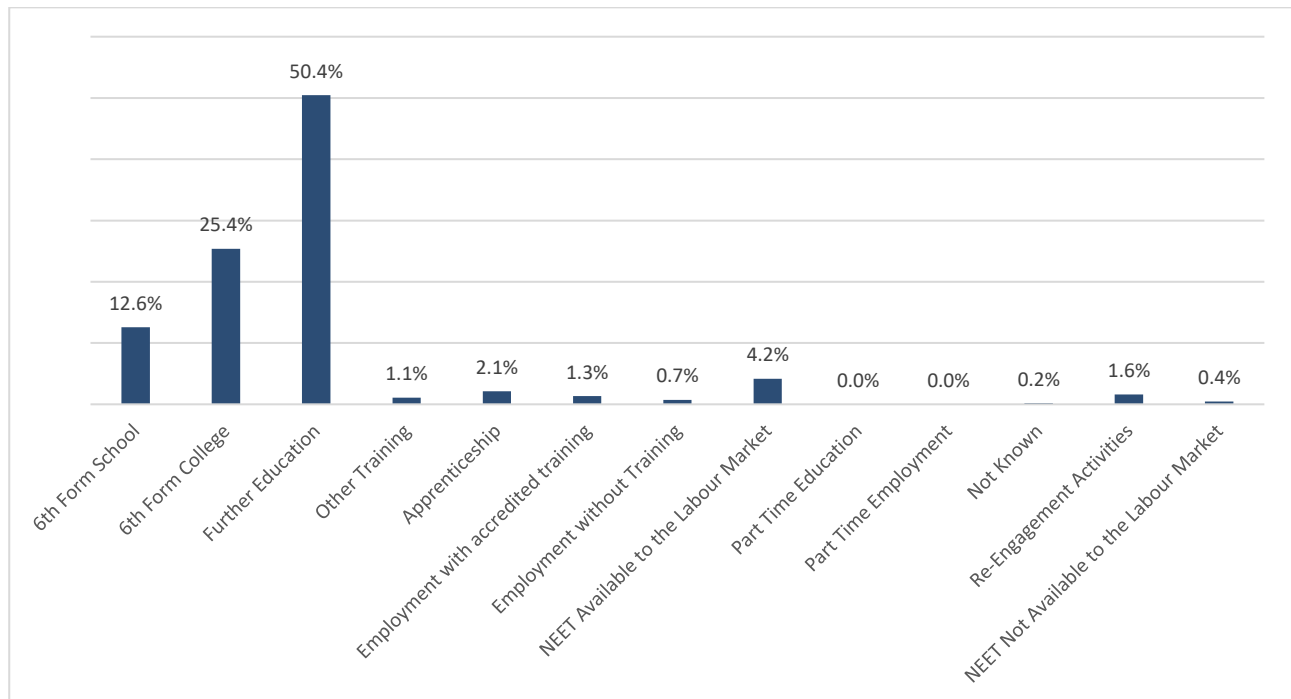


Figure 8: Activities of year 11 young people educated in a Hull institution in 2025 eligible for Pupil Premium.

4.2 Not Eligible for Pupil Premium

Figures 9 and 10 show the activities of Hull's year 11 young people at 1st November 2025 who were **not** eligible for Pupil Premium.

		MEETING THE DUTY TO PARTICIPATE						NOT PARTICIPATING					WORKING TOWARDS	TEMP BREAK FROM LEARNING	TOTAL IN LEARNING
	No.	6th Form School	6th Form College	Further Education	Other Training	Apprenticeship	Employment with accredited training	Employment without Training	NEET Available to the Labour Market	Part Time Education	Part Time Employment	Not Known	Re-Engagement Activities	NEET Not Available to the Labour Market	
Males	1100	238	356	366	5	80	18	6	19	0	0	3	5	4	1063
%		21.6%	32.4%	33.3%	0.5%	7.3%	1.6%	0.5%	1.7%	0.0%	0.0%	0.3%	0.5%	0.4%	96.6%
Females	1014	180	470	306	3	29	4	0	10	0	0	2	4	6	992
%		17.8%	46.4%	30.2%	0.3%	2.9%	0.4%	0.0%	1.0%	0.0%	0.0%	0.2%	0.4%	0.6%	97.8%
Total	2114	418	826	672	8	109	22	6	29	0	0	5	9	10	2055
%		19.8%	39.1%	31.8%	0.4%	5.2%	1.0%	0.3%	1.4%	0.0%	0.0%	0.2%	0.4%	0.5%	97.2%

Figure 9: Activities of year 11 young people educated in a Hull institution in 2025 not eligible for Pupil Premium.

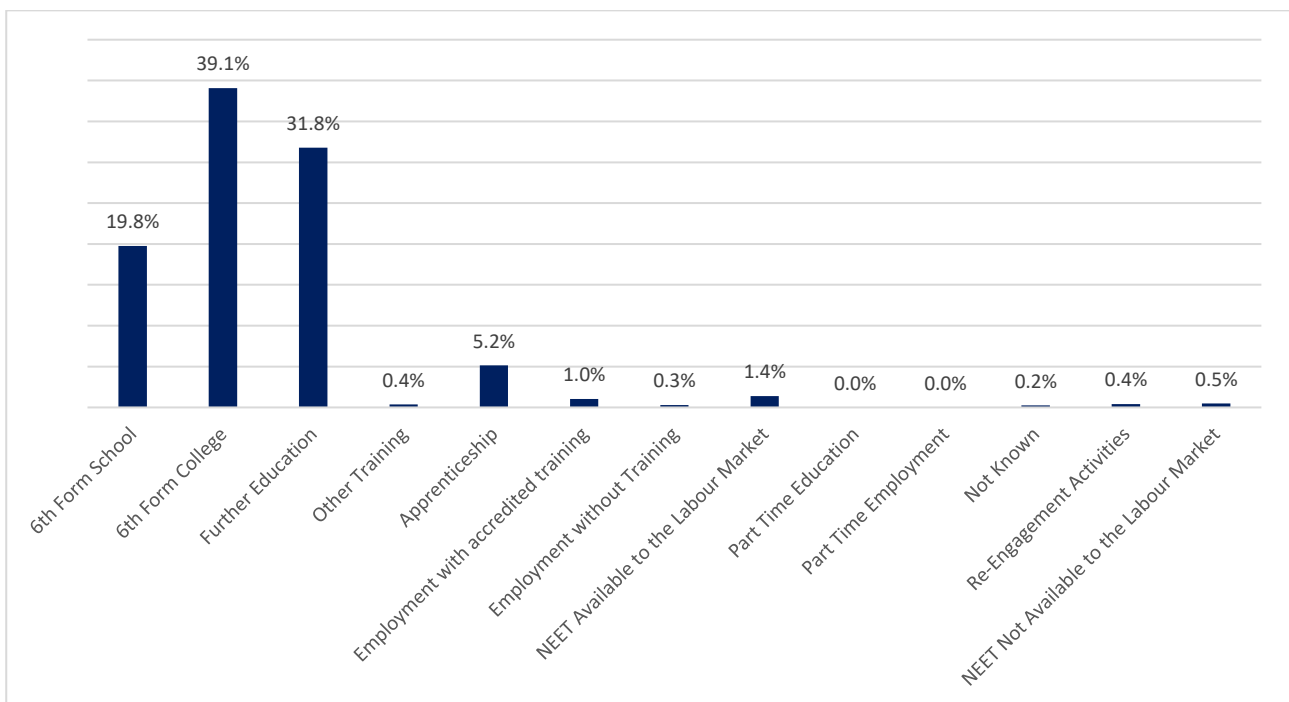


Figure 10: Activities of year 11 young people educated in a Hull institution in 2025 not eligible for Pupil Premium.

4.3 Key points:

Of the 2025 year 11 cohort of **3,244** young people, **34.8%** (**1,130** young people) were eligible for Pupil Premium during their last year of compulsory education. This is higher than the national average. In comparison, **24** more young people were eligible for Pupil Premium than in 2024 when it was **34.3%** (**1,106** young people). **97.2%** of the total 2025 cohort not eligible for Pupil Premium moved into overall learning. This is **4.3%** higher than those eligible for Pupil Premium which was **92.9%**.

88.4% of those eligible for Pupil Premium continued into School Sixth Form, Sixth Form College or Further Education which is **2.3%** lower than those not eligible for Pupil Premium (**90.7%**). A point to note is that the significant majority of students eligible for pupil premium progress to further education and vocational education (**50.4%**), compared to **31.8%** who are not eligible. In contrast, the significant majority of students not eligible for pupil premium progress to School Sixth Form or Sixth Form College (**58.9%**) compared to **38%** of students eligible for pupil premium, indicating a more academic preference.

A higher percentage (**5.2%**) of young people who were not eligible for Pupil Premium went into apprenticeships (**109** young people) compared to only **2.1%** of those who were eligible (**24** young people). This suggests that Pupil Premium young people may not be as ready to enter an apprenticeship directly from leaving school. This follows a similar trend as the young people in 2024 when **6.8%** of those not eligible for Pupil Premium went straight into an apprenticeship compared to **3.2%** of those eligible.

In 2025, **5.1%** of those eligible for Pupil Premium, did not participate in education, training or employment with accredited training, compared to **1.9%** who were not eligible for Pupil Premium. **4.2%** of Pupil Premium young people were 'NEET Available' compared to only **1.4%** of non Pupil Premium young people. **1.6%** of those eligible for Pupil Premium in 2025 were 'working towards' participating or were having a temporary break from learning, compared to **0.4%** who were not eligible for Pupil Premium. Young people eligible for Pupil Premium are more likely to be on a Re-engagement Programme indicating they need more support to progress into Education, Employment or Training.

To summarise, Pupil Premium young people are much more likely to be NEET and need support to progress into Education, Employment or Training. Those that make a successful transition are more likely to progress onto Further Education rather than more academic institutions such as School 6th Forms and 6th Form Colleges who predominantly offer level 3 / advanced courses. Pupil Premium young people are also less likely to progress onto Apprenticeships.

5. ACTIVITIES OF YEAR 11 CHILDREN LOOKED AFTER (CLA) IN HULL

Figures 11 and 12 show the activities of year 11 children looked after (CLA) in Hull at 1st November 2025.

A child is looked-after by a local authority if they have been provided with accommodation for a continuous period of more than 24 hours, in the circumstances set out in sections 20 and 21 of the Children Act 1989, or is placed in the care of a local authority by virtue of an order made under part IV of the Act.

		MEETING THE DUTY TO PARTICIPATE						NOT PARTICIPATING					WORKING TOWARDS	TEMP BREAK FROM LEARNING	
	No.	6th Form School	6th Form College	Further Education	Other Training	Apprenticeship	Employment with accredited training	Employment without Training	NEET Available to the Labour Market	Part Time Education	Part Time Employment	Not Known	Re-Engagement Activities	NEET Not Available to the Labour Market	TOTAL IN LEARNING
Males	31	6	5	14	1	1	0	0	3	0	0	0	1	0	27
	%	19.4%	16.1%	45.2%	3.2%	3.2%	0.0%	0.0%	9.7%	0.0%	0.0%	0.0%	3.2%	0.0%	87.1%
Females	23	0	2	14	1	0	0	1	3	0	0	0	2	0	17
	%	0.0%	8.7%	60.9%	4.3%	0.0%	0.0%	4.3%	13.0%	0.0%	0.0%	0.0%	8.7%	0.0%	73.9%
Total	54	6	7	28	2	1	0	1	6	0	0	0	3	0	44
	%	11.1%	13.0%	51.9%	3.7%	1.9%	0.0%	1.9%	11.1%	0.0%	0.0%	0.0%	5.6%	0.0%	81.5%

Figure 11: Activities of year 11 young people educated in a Hull institution in 2025 who are CLA.

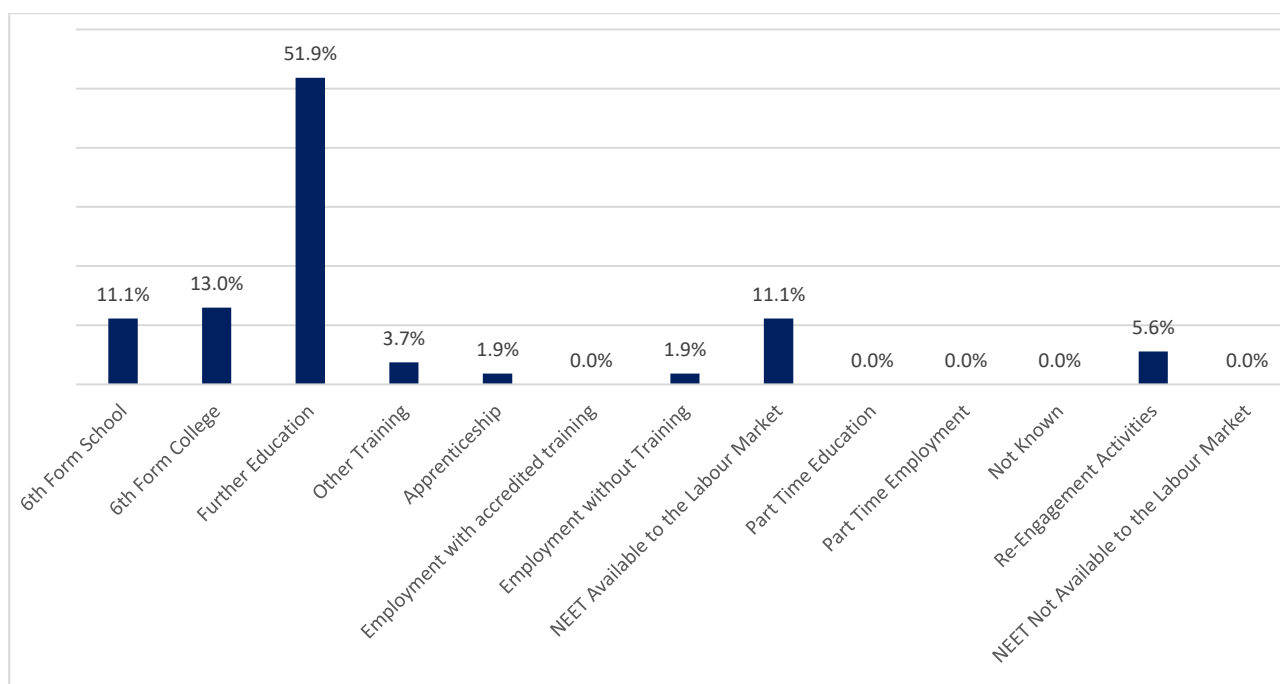


Figure 12: Activities of year 11 young people educated in a Hull institution in 2025 who are CLA.

5.1 Key points:

54 young people who completed year 11 in 2025 were educated in Hull and had a CLA characteristic on 1st November, this is an increase of **1** young person from 2024.

44 young people (**81.5%**) progressed into a learning opportunity; this is an increase from last year of **4.1%** when it was **77.4%**. However, when compared with **95.7%** (the total figure for all young people educated in a Hull institution), it is clear that looked after young people are far less likely to make a successful transition post-16.

6 young people (**11.1%**) opted for a School Sixth Form (NB: 2 were special schools) in 2025 which was **2** more than 2024 when it was **4** young people (**7.5%**) and **7** young people (**13%**) chose a Sixth Form College this year which was the same in 2024.

28 young people moved into further education (**51.9%**) compared to **29** young people (**54.7%**) in 2024.

In 2025, just **1** young person entered an apprenticeship (**1.9%**), the same as in 2024. **2** young people went into other training, compared to **0** young people in 2024.

6 young people were NEET available to the labour market and were classed as not participating (**11.1%**) compared to **4** young people (**7.5%**) last year.

3 young people were undertaking re-engagement activities and classed as 'working towards' participation (**5.6%**), **3** less than in 2024 when there were **6** young people (**11.3%**).

In 2025 there were no young people who were NEET not available to the labour market and classed as having a temporary break from learning and last year there was only 1 young person in this category (**1.9%**).

To summarise, there were over four times more NEETs who were looked after than young people not in care. This mirrors the national picture of looked after young people having significantly higher NEET rates than their non-care experienced peers. Again, as with Pupil Premium young people, looked after young people are also less likely to progress onto more academic pathways such as Sixth Forms. Looked after young people are also less likely to progress onto an apprenticeship.

6. ACTIVITIES OF ALL 2025 LEAVERS BY SEX

6.1 Key points:

The cohort consists of **53.2%** males and **46.8%** females. The number of females has decreased by **0.7%** since 2024 whilst the number of males has risen by the same amount. A higher percentage of females progressed into learning, **96.8%** of females went into learning compared with **94.7%** of males. The percentage of females going into learning has risen slightly (by **0.8%**) since 2024 whereas the percentage of males going into learning has decreased slightly (by **0.5%**).

The most popular destination for males is further education (**40%**), whilst for females it is Sixth Form College (**41.9%**), which was the same in 2024.

The majority (**75.3%**) of those entering an apprenticeship or employment with accredited training were males and only **24.7%** were females, a similar trend in 2024. **65%** of those doing other training were males and **35%** were females. This suggests males are much more likely to enter vocational pathways than females.

71.1% of those NEET available to the labour market were male and **28.9%** were female. Last year **66.2%** were male and **33.8%** were female. Therefore, males are more likely to be NEET than females.

6 males and **9** females were not available to the labour market at the time of the survey due to issues such as illness or pregnancy, a decrease of **7** females from last year and an increase of **1** male.

7. ACTIVITIES OF YOUNG PEOPLE BY ETHNICITY

7.1 Key points:

Of the whole 3,244 cohort, **718 (22.1%)** young people were from an ethnic background other than White British in 2025. This is an increase of **0.8%** on last year's figure of **21.3%** (**31** more young people).

The overwhelming majority (**97.5%**) of young people who were from an ethnic background other than White British continued in learning, **700** young people. This is an increase of **1.4%** from 2024 when it was **96.1%** and is slightly higher compared to those who are White British (**95.2%**).

The percentage for young people from an ethnic background other than White British classed as 'not meeting the duty to participate' was **2.5%** (**18** young people), **11** young people who were NEET Available to the labour market, **5** who were Not Known and **2** who were NEET Not Available to the labour market.

Therefore, evidence suggests that young people from an ethnic background other than White British are less likely to be NEET than White British young people, **1.8%** compared with **3.1%**.

Ethnicity	MEETING THE DUTY TO PARTICIPATE						NOT PARTICIPATING					WORKING TOWARDS	TEMP BREAK FROM LEARNING	TOTAL IN LEARNING
	6th Form School	6th Form College	Further Education	Other Training	Apprenticeship	Employment with accredited training	Employment without Training	NEET Available to the Labour	Part Time Education	Part Time Employment	Not Known	Re-Engagement Activities	NEET Not Available to the Labour Market	
Any other Asian background	17	27	11	0	0	0	0	0	0	0	0	0	0	55
Any other Black background	15	45	8	1	0	0	0	0	0	0	0	0	0	69
Any other Ethnic group	8	60	26	1	0	1	0	2	0	0	0	0	0	96
Any other Mixed background	41	42	31	0	3	0	0	3	0	0	1	0	1	117
Any other White background	58	111	84	0	7	0	0	6	0	0	4	0	1	260
Other Ethnic Group - Arab	0	2	1	1	0	0	0	0	0	0	0	0	0	4
Bangladeshi	1	0	1	0	0	0	0	0	0	0	0	0	0	2
Black - African	8	28	10	0	0	0	0	0	0	0	0	0	0	46
Black British	1	12	4	0	0	0	0	0	0	0	0	0	0	17
Black Caribbean	1	1	0	0	0	0	0	0	0	0	0	0	0	2
Chinese	2	3	0	0	0	0	0	0	0	0	0	0	0	5
Indian	0	1	0	0	0	0	0	0	0	0	0	0	0	1
Information not obtained	0	2	1	0	0	0	0	0	0	0	0	0	0	3
Other Mixed background	1	2	1	0	0	0	0	0	0	0	0	0	0	4
Pakistani	2	0	3	0	0	0	0	0	0	0	0	0	0	5
Refused	2	3	1	0	0	0	0	0	0	0	0	0	0	6
White and Black African	2	1	0	0	0	0	0	0	0	0	0	0	0	3
White - Other	0	0	2	0	0	0	0	0	0	0	0	0	0	2
White - British	401	771	1057	17	123	36	14	65	0	0	2	27	13	2405
White and Asian	0	2	0	0	0	0	0	0	0	0	0	0	0	2
White - Irish	0	0	1	0	0	0	0	0	0	0	0	0	0	1
TOTAL	560	1113	1242	20	133	37	14	76	0	0	7	27	15	3105

Figure 13: Activities of year 11 young people educated in a Hull institution in 2025 by Ethnicity

8. ACTIVITIES OF YOUNG PEOPLE WITH SPECIAL EDUCATIONAL NEEDS OR DISABILITIES (SEND)

Figures 14 and 15 below shows the activities of Hull's year 11 young people with SEND as at the 1st November 2025. SEND young people are classified as either needing School Support (decided by the school) or they have an Education, Health and Care Plan (EHCP) put in place by the local authority.

	MEETING THE DUTY TO PARTICIPATE							NOT PARTICIPATING					WORKING TOWARDS	TEMP BREAK FROM LEARNING	TOTAL IN LEARNING
	No.	6th Form School	6th Form College	Further Education	Other Training	Apprenticeship	Employment with accredited training	Employment without Training	NEET Available to the Labour Market	Part Time Education	Part Time Employment	Not Known	Re-Engagement Activities	NEET Not Available to the Labour Market	
School Support	510	37	95	327	0	20	5	3	13	0	0	0	5	5	484
%		7.3%	18.6%	64.1%	0.0%	3.9%	1.0%	0.6%	2.5%	0.0%	0.0%	0.0%	1.0%	1.0%	94.9%
EHCP	235	65	12	105	10	3	3	2	23	0	0	0	9	3	198
%		27.7%	5.1%	44.7%	4.3%	1.3%	1.3%	0.9%	9.8%	0.0%	0.0%	0.0%	3.8%	1.3%	84.3%
Total	745	102	107	432	10	23	8	5	36	0	0	0	14	8	682
%		13.7%	14.4%	58.0%	1.3%	3.1%	1.1%	0.7%	4.8%	0.0%	0.0%	0.0%	1.9%	1.1%	91.5%

Figure 14: Activities of year 11 young people educated in a Hull institution with SEND for the year 2025.

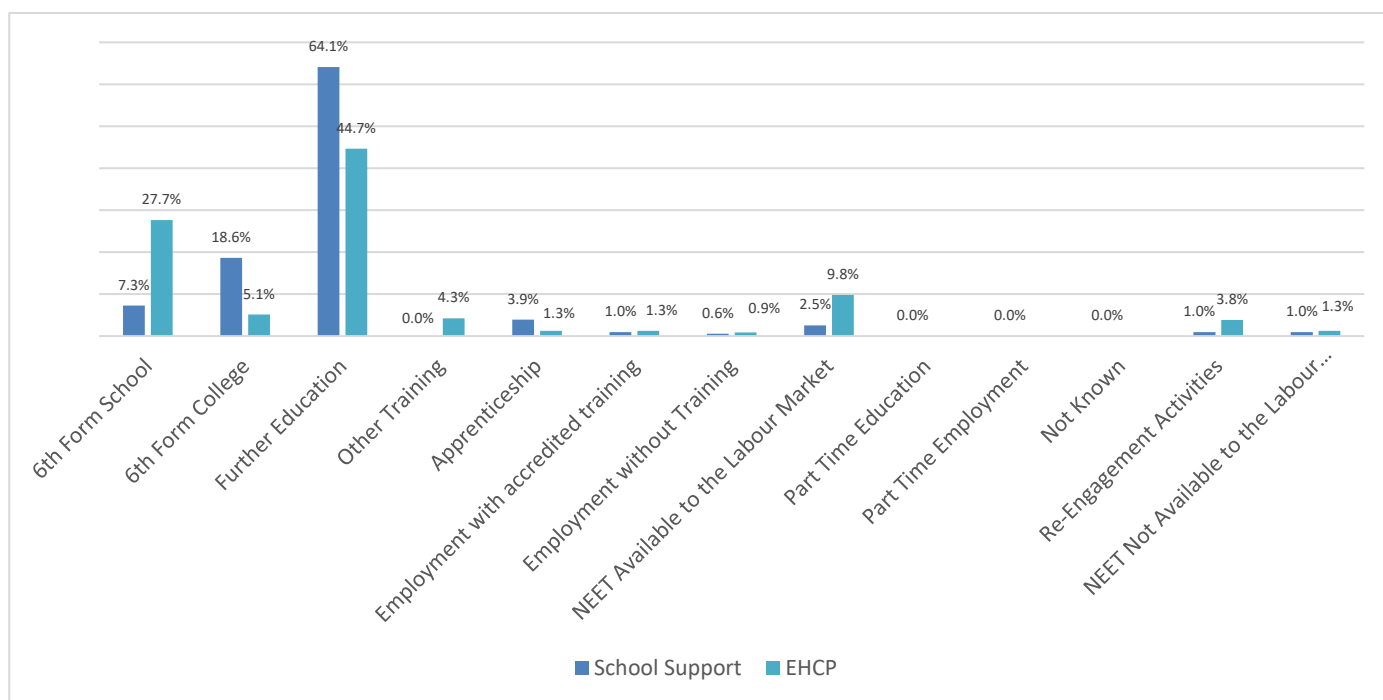


Figure 15: Activities of year 11 young people educated in a Hull institution with SEND for the year 2025.

8.1 Key points:

- There were **745** young people recorded as having SEND - this equates to **23%** of the Year 11 cohort. This is an increase of **133** young people from last year when there were **612 (19%)**

of the 2024 cohort). This is also a significant rise on the 2023 cohort which increased by **51** young people.

- **235** of these had an Education Health and Care Plan (EHCP) which was **17** more than in 2024 when **218** had an EHCP.
- **510** of these received School Support. This is where a young person's special educational needs are supported through arrangements which can be offered in school/college. This includes young people who have been assessed for an Education Health and Care Plan but where the Local Authority has decided not to issue one. This was an increase of **116** young people in 2024 when **394** received School Support.
- **641** young people (**86.1%**) progressed onto either a 6th form college, 6th form school (including special 6th form schools) or a further education college - of which **182** had an EHCP and **459** received School Support. This was an increase of **1.3%** from last year when it was **84.8%**, **519** young people. As was the case last year, the majority progressed onto a further education college, **58%**.
- **10** young people (**1.3%**) were undertaking Other Training, all of which had an EHCP.
- **31** young people (**4.2%**) entered an apprenticeship or employment with accredited training, of which **6** had an EHCP and **25** received School Support.
- **36** young people (**4.8%**) were NEET available to the labour market, **23** had an EHCP and **13** received School Support. **8** young people (**1.1%**) were NEET not available to the labour market, **3** had an EHCP and **5** received School Support.
- **5** young people (**0.7%**) entered into employment without training, **2** had an EHCP and **3** young people received School Support.
- **14** young people (**1.9%**) started in a re-engagement activity, **9** had an EHCP and **5** received School Support. It is not surprising that young people with SEND are much more likely to need support through a re-engagement programme than young people without SEND.

9. CHOSEN HIGHER EDUCATION PROVIDERS OF YEAR 11 LEAVERS

9.1 Key points:

This section of the report shows the destinations of young people entering Higher Education in 2025, 2024 and 2023. The 2025 cohort left compulsory education in 2023 (two years ago) and are resident in Hull. The 2025 Higher Education activities were collected from Bishop Burton College, East Riding College, Sirius Academy 6th Form, Hull College, Ron Dearing UTC, St Mary's 6th Form College, Wilberforce College and Wyke College.

From the data collected, **840** young people resident in Hull, progressed into Higher Education in September 2025. This is an increase of **82** young people from last year.

319 (38.0%) young people chose the University of Hull to continue their studies which is the same percentage as last year. **22** young people had a gap year and deferred their higher education until 2026 which is only a slight decrease from last year when **23** young people took a gap year. Interestingly, there has been an increase in the number of young people studying at Russell Group universities. The University of York, the University of Leeds and in particular Durham University have seen significant increases in the number of students from Hull.

Figure 16 below gives a detailed breakdown of the universities attended by Hull resident young people. Highlighted universities are Russell Group.

Higher Education Destinations (Total)							
Name	2025	2024	2023	Name	2025	2024	2023
University of Hull	319	288	295	University of Derby	2	3	3
University of York	55	26	15	University of Exeter	2	2	0
University of Leeds	35	19	21	University of Greenwich	2	1	1
Leeds Beckett University	29	26	30	University of Law	2	2	4
Durham University	25	7	7	University of Oxford	2	1	6
Manchester Metropolitan University	23	22	19	University of Reading	2		
Gap Year	22	23	30	University of South Wales	2	2	0
York St John University	21	37	30	University of Sunderland	2	2	3
Sheffield Hallam University	19	13	10	University of Surrey	2		
University of Lincoln	19	21	14	University of Sussex	2		

Other University (single entrant)	19	28	24	University of Warwick	2	3	4
Hull College (FE College)	16	14	4	University Academy 92	2		
Newcastle University	15	15	12	University Campus of Football Business	2		
University of Manchester	14	10	11	Aberystwyth University	1	2	2
University of Sheffield	13	17	11	Birmingham City University	1	1	5
Bishop Burton (FE College)	13	9	0	Leeds Conservatoire	1	3	2
Liverpool John Moores University	12	3	3	University of Bath	1	2	2
Leeds Arts University	11	7	1	University of Bolton	1	5	3
University of Liverpool	10	12	10	University of East Anglia	1	3	1
University of Salford	10	8	13	University of Glasgow	1	2	0
University of Nottingham	9	12	5	University of Kent	1	1	1
De Montfort University	8	4	1	University of Wolverhampton	1	1	2
Nottingham Trent University	8	11	7	Askham Bryan College (FE College)	1	0	1
Leeds Trinity University	7	0	6	Anglia Ruskin University	0	3	0
University of Leicester	7	7	3	Aston University	0	0	1
Northumbria University	6	16	11	Bath Spa University	0	2	0
University of London	6	1	1	Bishop Grosseteste University	0	2	0
Hull York Medical School	6	5	2	Edinburgh Napier University	0	0	1
BIMM University	5	5	6	Falmouth University	0	0	2
University of Cambridge	5	4	1	Keele University	0	4	1
University of Huddersfield	5	4	2	Kingston University	0	3	0
East Riding College (FE College)	5	5	0	Loughborough University	0	3	2
University of Chester	4			Plymouth University	0	1	2
Bangor University	3	1	2	Royal Holloway London	0	1	2
Edge Hill University	3	2	1	Staffordshire University	0	1	2
University of Edinburgh	3	4	6	University of Aberdeen	0	1	1
Coventry University	2	2	4	University of Bradford	0	1	1
Imperial College London	2	0	3	University of Brighton	0	0	1
Lancaster University	2	3	2	University of Portsmouth	0	0	1
Oxford Brookes University	2			University of Southampton	0	0	2
University of Birmingham	2	1	2	University of the West of England	0	0	2
University of Central Lancashire	2	7	0	Addict Dance Academy Leicester (Specialist academy)	0	1	1
University of Coventry	2			Total	840	758	686

Figure 16: Universities chosen by year 11 young people who left compulsory education in 2023, 2022 and 2021.

11. SUMMARY OF YEAR 11 ACTIVITIES IN 2025

The percentage of young people progressing into a learning opportunity of **95.7%** at the end of year 11 is **0.1%** higher than 2024. **89.9%** of year 11 leavers progressed to full time education which was an increase of **1.2%** from 2024 when it was **88.7%**.

The most popular destination for year 11 leavers in 2025 was a Further Education College (**38.3%**), an increase of **0.5%** from 2024 when it was **37.8%**. In 2025 **34.3%** chose to study at a Sixth Form College which was a slight decrease of **0.6%** from 2024 when it was **34.9%**. The percentage of young people opting for a School Sixth Form as their progression route in 2025 is **17.3%** which is **1.3%** higher than 2024 when it was **16%**.

The percentage of young people leaving year 11 and entering apprenticeships continues to decrease from **5.6%** in 2024 to **4.1%** in 2025. This trend is being replicated nationally.

The number of young people undertaking jobs with accredited training has increased by **0.3%** (**12** young people, all were male).

The number of young people entering employment without training has decreased since 2024 with **14** young people choosing this route (**0.4%** of the cohort) indicating that more young people are choosing to undertake training and gain further qualifications alongside their job.

The percentage of NEET young people ('available' and 'not available') has remained the same at **2.8%**. 'NEET available' young people are predominantly male (**71.1%**).

194 young people who completed year 11 in 2025 were educated at home and resident in Hull. This cohort of young people continues to grow with an increase of **49** young people from 2024. **183** of these young people (**94.3%**) progressed into a learning opportunity. This is **2.6%** higher than last year when it was **91.7%**. The vast majority of these (**171** young people, **88.1%**) moved into Further Education which includes continuing to be home educated post-16 or attending a Further Education College. Very few home educated young people progress onto a Sixth Form School or Sixth Form College or onto an apprenticeship.

97.2% of the total 2025 cohort not eligible for Pupil Premium moved into overall learning. This is **4.3%** higher than those eligible for Pupil Premium which was **92.9%**. A significant majority of students eligible for pupil premium progress to further education (**50.4%**), compared to **31.8%** who are not eligible. In contrast, the significant majority of students not eligible for pupil premium progress to School Sixth Form or Sixth Form College (**58.9%**) compared to **38%** of students eligible for pupil premium, indicating a more academic preference. This was the same trend in 2024. Pupils not eligible for Pupil Premium were also more than twice as likely to secure an apprenticeship than Pupil Premium young people.

Of the **54** young people who were looked after (CLA) in Hull on 1st November, **44** young people (**81.5%**) progressed into a learning opportunity, an increase from last year of **4.1%** when it was **77.4%**. The majority of these (**28** young people) moved into further education (**51.9%**). There were four times more NEETs who were looked after than their non-care experienced peers, however their number remains very small (only **6** young people).

There were **235** young people recorded as having an EHCP and **510** who received School Support which equates to **23%** of the Year 11 cohort. There has been a significant rise in the number of young people receiving School Support. **182** young people who had an EHCP and **459** who received School Support progressed into full-time further education (**86.1%**), the majority going to Further Education colleges. Overall, **91.5%** of young people with SEND progressed into learning. Young people with SEND are much more likely to require support through a re-engagement programme.

The cohort consists of **53.2%** males and **46.8%** females. The number of females has decreased by **0.7%** since 2024. **71.1%** of those NEET available to the labour market were male and **28.9%** were female compared to last year when **62.2%** were male and **33.8%** were female.

Of the whole 3,244 cohort, **718 (22.1%)** young people were from an ethnic background other than White British in 2025. This is an increase of **0.8%** on last year's figure of **21.3%** (**31** more young people). In Hull, young people from an ethnic background other than White British are less likely to be NEET than White British young people.

26.1% of Year 11 2023 leavers (a cohort of 3,220) progressed to Higher Education in September 2025. This is a slight increase of **0.6%** from last year. **39.9%** of the young people who left compulsory education in 2023 and moved into Higher Education chose to remain in Hull (at either the University of Hull or Hull College) which is very similar to last year when it was **39.8%**. There has been an increase in the number of young people studying at Russell Group universities.

For more information about this publication please contact:


Participation MI Lead

Kingston upon Hull City Council | Connexions | 1st Floor, Kenworthy House | 98-104, George Street | Kingston upon Hull | HU1 3DT

Telephone - 01482 615223

Email - connexions@hullcc.gov.uk Or visit – www.hull.gov.uk

Follow us on social media:



connexions

