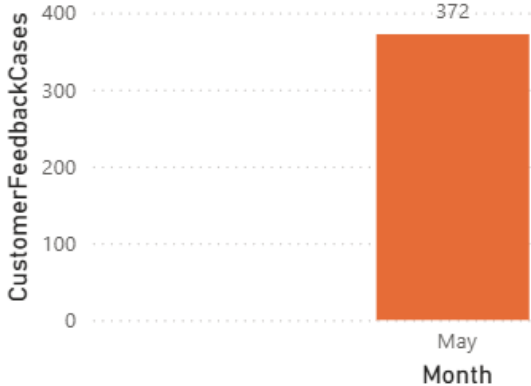


# Customer Feedback Report—May 2025

## Customer Feedback Cases Opened

Year ● 2025



Total Feedback

372

Total Feedback Completed

345

% Completed on Time

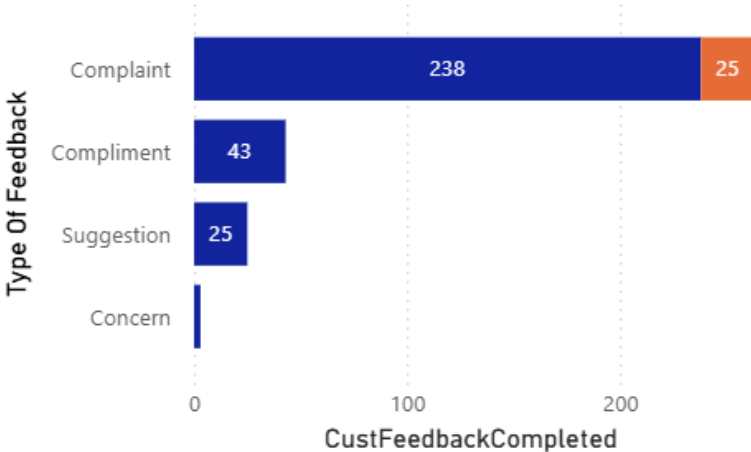
90.14%

Completed Within Timeframe

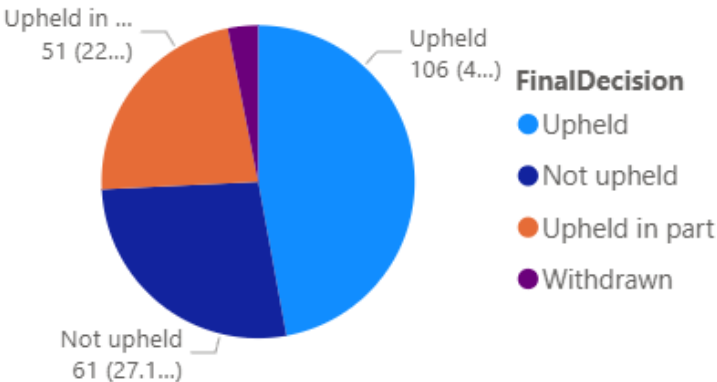


## Customer Feedback Completed

Timeliness ● On Time ● Out of Time



## Completed by Final Decision



Overall Breakdown by Service & Type

● Complaint ● Compliment ● Concern ● Suggestion

