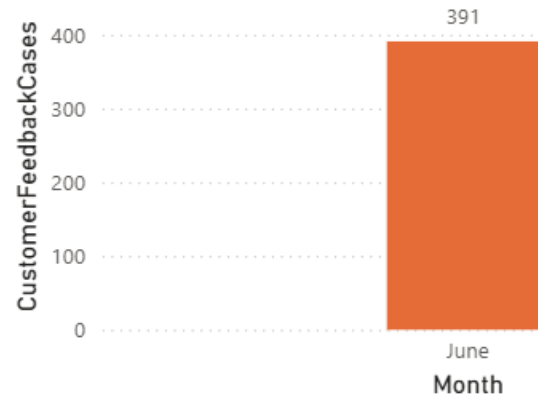


# Customer Feedback Report—June 2025

## Customer Feedback Cases Opened

Year ● 2025



Total Feedback

391

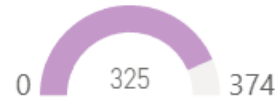
Total Feedback Completed

374

% Completed on Time

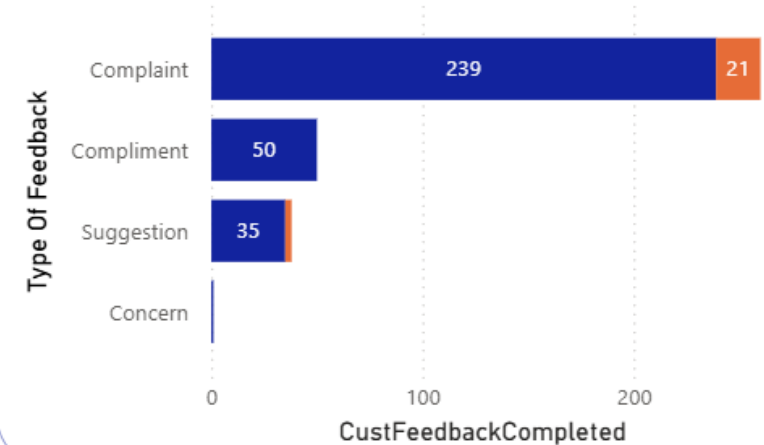
86.90%

Completed Within Timeframe

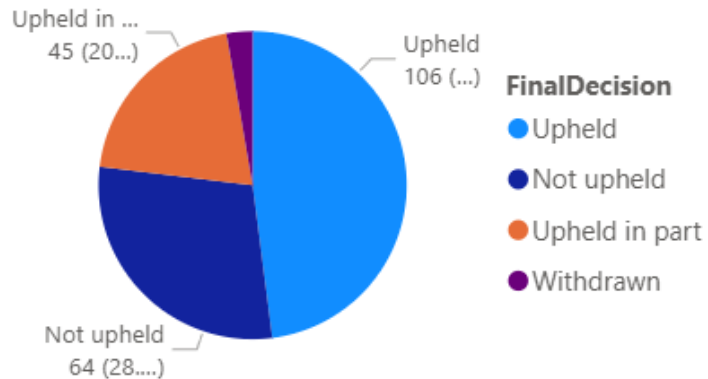


## Customer Feedback Completed

Timeliness ● On Time ● Out of Time



## Completed by Final Decision



report

OVERALL BREAKDOWN BY SERVICE & TYPE

Legend: ● Complaint ● Compliment ● Concern ● Suggestion

