

Fire Risk Assessment

REGULATORY REFORM (FIRE SAFETY) ORDER 2005



**Valiant Drive
Block Two Flats 98 - 192**

Responsible person (e.g. employer) or person having control of the premises

Hull City Council

Address of premises:

Hull City Council
Valiant Two
98-192 Valiant Drive
North Hull
HU9 4DX

Assessor:

Don Woodcock BSc MIFireE

Date of fire risk assessment:

26/07/2017

Date of previous fire risk assessment:

10/02/2015

Suggested date for review ¹:

01/08/2018

The purpose of this report is to provide an assessment of the risk to life from fire in these premises, and, where appropriate, to make recommendations to ensure compliance with fire safety legislation. The report does not address the risk to property or business continuity from fire.

This assessment has been carried out to satisfy the requirements of the Regulatory Reform (Fire) Safety Order 2005 in respect of the assessed areas only of the above-mentioned premises at the time of the assessment. It should be borne in mind however that an assessment is open to individual interpretation and as such an officer of the local fire authority may express a different view on certain aspects.

1. This fire risk assessment should be reviewed by a competent person by the date indicated above or at such earlier time as there is reason to suspect that it is no longer valid, or if there has been a significant change in the matters to which it relates, or if a fire occurs.

Fire Risk Level Estimator

For this premises the considered risk to life before implementing the 'Action plan' is:

Trivial Tolerable **Moderate** Substantial Intolerable

For further information on the fire risk level estimator and how this level was calculated, by using the risk based control plan grid, refer to the end of this this document.

It is considered that the following recommendations (action plan) should be implemented in order to reduce fire risk to, or maintain it at, the following level in accordance with the risk based control plan:


Trivial **Tolerable**


Action Plan


Definition of priorities (where applicable):


PRIORITY	MEANING
Very High	Immediate action required.
High	Urgent action required to be carried out as soon as possible.
Medium	Medium priority to be actioned within 2 to 6 months
Low	Low priority to be actioned within 6 to 12 months


*Time scales are based from the date of inspection.

High*			
Action Number	1	Reference	7.11 Suitable protection of escape routes?
<p>Implement a survey of all flat entrance doors to determine the following:</p> <p>(i) The presence of positive action self-closing devices that will shut the doors against their rebates from any angle. Rising butt hinges are not acceptable.</p> <p>(ii) The presence of intumescent fire and cold smoke seals in the door edge or frame.</p> <p>(iii) That the door is in general good condition and is fitted with fire resistant glazing.</p> <p>Once the survey has been completed the following actions should be taken:</p> <p>(i) Positive action self-closing devices should be fitted where they are missing or ineffective.</p> <p>(ii) Intumescent fire and cold smoke seals should be fitted in the door edge or frame where necessary.</p> <p>(iii) Any defects to the integrity of the door should be made good.</p>			
Action by		Date completed	

High*			
Action Number	2	Reference	7.11 Suitable protection of escape routes?
<p>Implement a survey to determine the location of transom windows above flat doors that have been replaced with non-fire resisting material and replace with fire resisting material of at least 30 min specification.</p>			
Action by		Date completed	

High*			
Action Number	3	Reference	7.11 Suitable protection of escape routes?
<p>Implement a survey to determine the location of flat doors that have been replaced by private owners. It should then be determined whether the door has the necessary certification to determine its fire resistance. Flat doors replaced by owners which have not got the necessary certification should be replaced with self-closing FD30S doors.</p>			
Action by		Date completed	

High*			
Action Number	4	Reference	7.11 Suitable protection of escape routes?
<p>Investigations should take place to the need for air transfer grills in and above service cupboard doors. If they are required for safety reasons then they should be replaced with grills that will not allow smoke to pass through in the early stages of a fire (Smoke detector activated smoke dampers can be used). Where cables pass through above the transom they should be adequately fire stopped.</p>			
Action by		Date completed	

High*			
Action Number	5	Reference	18.1 Compartmentation of reasonable standard.
Implement a survey of all service cupboards and make good any breaches of compartmentation with appropriate fire resisting material.			
Action by		Date completed	

Medium*			
Action Number	6	Reference	8.4 Suitable arrangements for those who wish to smoke?
Whilst it is appreciated that smoking is not allowed within the common areas of the building, it is recommended that a suitable container is provided for smokers to dispose of their cigarette ends when approaching the building.			
Action by		Date completed	

Medium*			
Action Number	7	Reference	20.1 Reasonable standard of fire safety signs and notices?
Provide intermediate fire exit signs with directional arrow on each stair landing.			
Action by		Date completed	

Medium*			
Action Number	8	Reference	26.2 Are all staff given adequate periodic “refresher training” at suitable intervals?
Periodic refresher training for staff should be planned and carried out.			
Action by		Date completed	

Medium*			
Action Number	9	Reference	27.3 Monthly and annual testing routines for emergency escape lighting?
27.3 Emergency escape lighting should be tested on a monthly basis.			
Action by		Date completed	

Medium*			
Action Number	10	Reference	25.10 Are there adequate procedures for evacuation of any disabled people who are likely to be present?
25.10 Produce personal emergency evacuation plans for persons with a relevant disability.			
Action by		Date completed	

Low*			
Action Number	11	Reference	25.9 Is there a suitable fire assembly point(s)?
25.9 Provide a fire assembly point sign within the curtilage of the building.			
Action by		Date completed	

Section 1 - Building Information

1. The Premises

1.1 Number of floors:

1.2 Approximate floor area: m² per floor

m² gross

1.3 Brief details of construction

Reinforced concrete columns and floors with outer curtain wall construction.
The external walls have been cladded.

1.4 Use of premises

Mixed use high rise flats.

1.5 Multi Occupied premises

Yes No

2. The Occupants

2.1 Approximate maximum number:

2.2 Approximate number of employees at any one time:

2.3 Maximum number of members of public at any one time:

2.4 Associated times/hours of occupation:

2.5 Maximum number of occupants in the licenced area(s):

3. Occupants Especially at Risk from Fire

3.1 Sleeping occupants:

	Number:	133
--	---------	-----

3.2 Disabled occupants:

The flats are mixed use. There may be persons with a relevant disability.	Number:	Not known
---	---------	-----------

3.3 Occupants in remote areas and lone workers:

Lone workers.	Number:	2
---------------	---------	---

3.4 Young persons:

Visitors only.	Number:	Not Known
----------------	---------	-----------

3.5 Others:

	Number:	N/A
--	---------	-----

4. Fire Loss Experience

None Reported.

5. Other Relevant Information

Residents are encouraged to leave their flat if it is on fire and to alert their neighbours. Residents in other flats are instructed to either stay in their flat or make their way to the escape stair if they so wish.
--

6. Relevant Fire Safety Legislation

6.1 The following fire safety legislation applies to these premises

Regulatory Reform (Fire Safety) Order 2005
--

6.2 The above legislation is enforced by:

Humberside Fire & Rescue Service

- 6.3 Other legislation that makes significant requirements for fire precautions in these premises (other than the Building Regulations 2010):

Housing Act

- 6.4 The legislation to which 6.3 makes reference is enforced by:

Hull City Council.

- 6.5 Comments:

The fire risk assessment carried out is a Type 1 common parts only (non – destructive) assessment considering the common escape routes and common areas. It also includes an examination of a sample of flat doors internally and samples of the inside of service cupboards.
Hull City Council have engaged an external consulting company to carry out a survey of all the cladding in all their residential properties in accordance with national government guidelines. See 18.3

Section 2 Fire Hazards and their Elimination or Control

7. Electrical Sources of Ignition

- 7.1 Reasonable measures taken to prevent fires of electrical origin? Yes No
- More specifically:
- 7.2 Fixed installation periodically inspected and tested? Yes No
- 7.3 Portable appliance testing (where appropriate) carried out? Yes No
- 7.4 Suitable policy regarding the use of personal electrical appliances? Yes No
- 7.5 Suitable limitation of trailing leads and adapters? Yes No

Comments:

7.2 (i) Mains electrical testing was carried out July 2014.

7.3: PAT testing and inspection of relevant electrical equipment is regularly carried out.

7.4 There is no control over the use of residents own electrical equipment but the charging of mobility scooters is prohibited in the common areas.

8. Smoking

8.1 Reasonable measures taken to prevent fires as a result of smoking? Yes No

More specifically:

8.2 Smoking prohibited on the premises? Yes No

8.3 Smoking prohibited in appropriate areas? N/A Yes No

8.4 Suitable arrangements for those who wish to smoke? Yes No

8.5 This policy appeared to be observed at time of inspection? Yes No

Comments:

8.2 Smoking is prohibited in common areas, but allowed within individual flats.

8.4 There are no appropriate receptacles for disposal of cigarette ends at the entrance to the building.

9. Arson

9.1 Does basic security against arson by outsiders appear reasonable? ² Yes No

9.2 Is there an absence of unnecessary fire load in close proximity to the premises or available for ignition by outsiders? Yes No

Comments:

9.1 CCTV in operation.

9.1 Doors at the entrance to the building are operated by key fobs.

2) Reasonable only in the context of this fire risk assessment. If specific advice on security (including security against arson) is required, the advice of a security specialist should be obtained.

10. Portable Heaters and Heating Installations

10.1 Is the use of portable heaters avoided as far as practicable? Yes No

If portable heaters are used:

10.2 Is the use of the more hazardous type (e.g. radiant bar fires or LPG appliances) avoided? N/A Yes No

10.3 Are suitable measures taken to minimize the hazard of ignition of combustible materials? N/A Yes No

10.4 Are fixed heating installations subject to regular maintenance? N/A Yes No

Comments:

10.1 No portable heaters observed to be in use in common areas.

10.2 Residents are prohibited to use LPG heaters, but can use other portable heaters if they so wish.

11. Cooking

11.1 Are reasonable measures taken to prevent fires as a result of cooking? N/A Yes No

More specifically:

11.2 Filters changed and ductwork cleaned regularly? N/A Yes No

11.3 Suitable extinguishing appliances available? N/A Yes No

Comments:

None.

12. Lightning

- 12.1 Do the premises have a lightning protection system? Yes No

13. Housekeeping

- 13.1 Is the standard of housekeeping adequate? Yes No

More specifically:

- 13.2 Combustible materials appear to be separated from ignition sources? Yes No

- 13.3 Avoidance of unnecessary accumulation of combustible materials or waste? N/A Yes No

- 13.4 Avoidance of inappropriate storage of combustible materials? Yes No

- 13.5 Appropriate storage of hazardous materials? N/A Yes No

Comments:

13.1: Housekeeping was found to be very good throughout common areas.

13.3 The common areas are inspected twice daily and any items are removed immediately. The council operates a zero tolerance policy on use of common areas by residents.

14. Hazards Introduced by Outside Contractors and Building Works

- 14.1 Are fire safety conditions imposed on outside contractors? Yes No

- 14.2 Is there satisfactory control over works carried out on the premises by outside contractors (including "hot work" permits)? Yes No

- 14.3 If there are in-house maintenance personnel, are suitable precautions taken during "hot work", including use of "hot work" permits? N/A Yes No

Comments:

Pre-Construction Health & Safety Information includes relevant information on hot works and fire safety.

15. Dangerous Substances

15.1 Are the general fire precautions adequate to address the hazards associated with dangerous substances used or stored within the premises? (Acetylene etc.) N/A Yes No

15.2 If 15.1 applies, has a specific risk assessment been carried out, as required by the Dangerous Substances and Explosive Atmospheres Regulations 2002? N/A Yes No
Comments:

None.

16. Other Significant Fire Hazards that Warrant Consideration

(Including process hazards that impact on general fire precautions)

16.1 Hazards:

N/A

Comments:

None

Section 2 - Fire Protection Measures

17. Means of Escape from Fire

- 17.1 It is considered that the premises are provided with reasonable means of escape in case of fire. Yes No
- More specifically:
- 17.2 Adequate design of escape routes? Yes No
- 17.3 Adequate provision of exits? Yes No
- 17.4 Exits easily and immediately openable where necessary? Yes No
- 17.5 Fire exits open in direction of escape where necessary? Yes No
- 17.6 Avoidance of sliding or revolving doors as fire exits where necessary? N/A Yes No
- 17.7 Satisfactory means for securing exits? Yes No
- 17.8 Reasonable distances of travel: N/A Yes No
- 17.9 Where there is a single direction of travel? N/A Yes No
- 17.10 Where there are alternative means of escape? N/A Yes No
- 17.11 Suitable protection of escape routes? N/A Yes No
- 17.12 Escape routes unobstructed? Yes No
- 17.13 It is considered that the premises are provided with reasonable arrangements for means of escape for disabled people. N/A Yes No

Comments:

17.1 Every upper floor of the building is served by a single protected stair which is approached via protected ventilated lobbies serving the flats.

17.7 The final exits from the building are fitted with electromagnetic door locks for which there is an electric press switch to unlock them. The requirement to have a break the glass release mechanism as recommended by the British Standard has been relaxed due to the occupancy.

17.9 The travel distance is approximately 4.5m from the flat door to the lobby door.

17.11 (i) On inspection of the flat fire resisting doors some are found to be have been replaced by private owners.

(ii) Of those flat doors inspected internally it was found that the self-closing devices were either missing, broken or inefficient at closing the door fully against its rebate.

(iii) Some of the doors to the flats have no intumescent fire or cold smoke seals fitted to neither the door edge nor frame.

(iv) Other defects were found such as transom windows above flat doors being replaced with non-fire resisting glass or other wooden material.

(v) The service cupboards at each level have air transfer grilles above the fire resisting doors (Some have them within the door at ground floor level). They appear to be fitted with intumescent fire dampers to resist the passage of fire. They will not prevent the passage of smoke into the flat lobbies.

(vi) The fire resisting doors to the protected lobbies and protected stairwell are fitted with overhead hydraulic self-closing devices with intumescent fire and cold smoke seals.

(vii) There is one lift serving the building. It opens at each floor into the flat lobbies. It is enclosed throughout its height by fire resisting construction and the doors appear to be of fire resisting construction with Georgian wired fire resisting glass in the vision panel. It is unlikely that they will provide full smoke stopping.

18. Measures to Limit Fire Spread and Development

It is considered that there is:

- | | | | | | | | |
|------|---|--------------------------|-----|-------------------------------------|-----|-------------------------------------|----|
| 18.1 | compartmentation of a reasonable standard ³ | | | <input type="checkbox"/> | Yes | <input checked="" type="checkbox"/> | No |
| 18.2 | Reasonable limitation of linings that might promote fire spread. | | | <input checked="" type="checkbox"/> | Yes | <input type="checkbox"/> | No |
| 18.3 | Limited combustibility of external insulation and cladding? | <input type="checkbox"/> | N/A | <input type="checkbox"/> | Yes | <input checked="" type="checkbox"/> | No |
| 18.4 | As far as can reasonably be ascertained, fire dampers are provided as necessary to protect critical means of escape against passage of fire, smoke and combustion products in the early stages of a fire? ^{3, 4} | <input type="checkbox"/> | N/A | <input checked="" type="checkbox"/> | Yes | <input type="checkbox"/> | No |
| 18.5 | Is fire spread to or from other buildings reasonable taking into account storage between buildings | | | <input checked="" type="checkbox"/> | Yes | <input type="checkbox"/> | No |

Comments:

18.1 (i) A number of areas were identified where the compartmentation had been breached within service cupboards.

(ii) There are two refuse chutes within the building. The refuse bin rooms open to outside air and are protected by a secure roller shutter door. The chutes are contained within each protected shaft with permanent ventilation at each level. There are smoke stopping seals at each level. There are fire shutters on fusible links at the bottom of the chutes where they enter the refuse bin room, but there are no sprinkler systems provided within the bin rooms. One of the fire shutters is badly damaged.

18.2 (i) The protected stairs have class 0 surfaces.

(ii) The protected corridors have surfaces lined with material of limited combustibility.

18.3 No issues with the external insulation or cladding was identified by external consulting company.

18.4 Fire dampers are provided in the ventilation system.

3. Based on visual inspection of readily accessible areas, with a degree of sampling where appropriate.

4. Investigation of the design of HVAC systems is outside the scope of this fire risk assessment.

19. Emergency Escape Lighting

- 19.1 Reasonable standard of emergency escape lighting system provided? ⁵ N/A Yes No

Comments:

19.1: Reasonable standard of emergency lighting provided in all escape routes, stairs and common areas.

5. Based on visual inspection, but no test of illuminance levels or verification of full compliance with relevant British Standards carried out.

20. Fire Safety Signs and Notices

- 20.1 Reasonable standard of fire safety signs and notices? N/A Yes No
- Comments:

20.1: (i) There are intermediate fire exits signs provided to indicate the escape route from flats to the stairwell. There is no provision in the stairwell landings.

(ii) All fire resisting doors to locked cupboards are provided with 'Fire Door – Keep Locked' signs on the outside face.

(iii) Fire resisting self-closing fire doors are provided with 'Fire Door – Keep Shut' signs on the both faces.

(iv) Fire action notices for residents are provided in each section of the protected lobbies serving the flats.

21. Means of Giving Warning in Case of Fire

- 21.1 Reasonable manually operated electrical fire alarm system provided? ⁶ N/A Yes No
- 21.2 Automatic fire detection provided? Yes (throughout premises) Yes (Part of premises only) No
- 21.3 Extent of automatic fire detection generally appropriate for the occupancy and fire risk? N/A Yes No
- 21.4 Remote transmission of alarm signals? N/A Yes No

Comments:

21.1 Manually operated electrical fire alarm systems are not normally recommended for purpose built flats.

21.2: Single point smoke and heat alarms are provided within individual flats.

6. Based on visual inspection, but no audibility tests or verification of full compliance with relevant British Standard carried out.

22. Manual Fire Extinguishing Appliances

- 22.1 Reasonable provision of portable fire extinguishers? N/A Yes No
- 22.2 Are all fire extinguishing appliances readily accessible? Yes No
- 22.3 Reasonable provision of a fire blanket where required (cooking areas)? N/A Yes No
- 22.4 Hose reels provided? N/A Yes No

Comments:

22.1 (i) Portable fire extinguishing appliances are not normally provided in common escape routes.

(ii) Portable fire extinguishing appliances are provided in the lift room and pump room.

23. Relevant ⁷ Automatic Fire Extinguishing Systems

23.1 Type of system:

None installed.

Comments:

23.1 (i) Current government guidance does not recommend that automatic sprinklers are fitted routinely to existing high rise residential flats, the onus is on Local Authorities to decide on their provision. Given the obvious benefits in terms of life safety and property protection, it is highly recommended that consideration is given to their provision where practicable.

24. Other Relevant ⁷ Fixed Systems and Equipment

24.1 Type of fixed system:

None installed.

Comments:

None.

7. Relevant to life safety and this risk assessment (as opposed to purely for property protection)

24.2 Suitable provision of fire-fighters switch(es) for high voltage luminous tube signs, etc. N/A Yes No

Section 3 - Management of Fire Safety

25. Procedures and Arrangements

25.1 Fire safety is managed by:

Karl Whitehead

8. This is not intended to represent a legal interpretation of responsibility, but merely reflects the managerial arrangement in place at the time of this risk assessment.

25.2 Competent person(s) appointed to assist in undertaking the preventive and protective measures (i.e. relevant general fire precautions)? Yes No

Comments:

25.2 (i) HFRSolutions has been engaged to carry out fire Risk Assessments.
(ii) Persons have been nominated and trained to assist in fire safety matters

25.3 Is there a suitable record of the fire safety arrangements? Yes No

Comments:

Comprehensive details of fire safety arrangements are recorded.

25.4 Appropriate fire procedures in place? Yes No

More specifically:

- 25.5 Are procedures in the event of fire appropriate and properly documented? N/A Yes No
- 25.6 Are there suitable arrangements for summoning the fire and rescue service? Yes No
- 25.7 Are there suitable arrangements to meet the fire and rescue service on arrival and provide relevant information, including that relating to hazards to fire-fighters? N/A Yes No
- 25.8 Are there suitable arrangements for ensuring that the premises have been evacuated? N/A Yes No
- 25.9 Is there a suitable fire assembly point(s)? N/A Yes No
- 25.10 Are there adequate procedures for evacuation of any disabled people who are likely to be present? N/A Yes No

Comments:

25.5 Each resident is provided with written details on what to do in case of fire.

25.7 Premises information boxes are provided at the entrance to the building for which the Fire Service has access.

25.9 The current evacuation policy encourages the residents to leave the premises if they feel that their safety is compromised in any way. With this in mind it would be advantageous to provide a fire assembly point sign within the curtilage of the building. This will assist the Fire Service in respect to accounting for residents. It is a requirement that staff are trained in evacuation therefore an assembly point and signage is required.

25.10 Personal emergency evacuation plans should be prepared for persons with relevant disability.

- 25.11 Persons nominated and trained to use fire extinguishing appliances? N/A Yes No

Comments:

Hull City Council's policy is for staff not to attempt to fight fires.

- 25.12 Persons nominated and trained to assist with evacuation, including evacuation of disabled people? N/A Yes No

Comments:

None.

- 25.13 Appropriate liaison with fire and rescue service (e.g. by fire and rescue service crews visiting for familiarization visits)? N/A Yes No

Comments:

Visits of the Fire Service take place on a regular basis.

- 25.14 Routine in-house inspections of fire precautions (e.g. in the course of health and safety inspections)? N/A Yes No

Comments:

Fire precautions are checked during daily inspections.

26. Training and Drills

- 26.1 Are all staff given adequate fire safety instruction and training on induction? N/A Yes No

Comments:

All staff including receive fire safety instruction on induction.

- 26.2 Are all staff given adequate periodic "refresher training" at suitable intervals? N/A Yes No

Comments:

No refresher training is carried out or planned at this time.

- 26.3 Does all staff training provide information, instruction or training on the following:

26.4 Fire risks in the premises? N/A Yes No

26.5 The fire safety measures on the premises? N/A Yes No

26.6 Action in the event of fire? N/A Yes No

- 26.7 Action on hearing the fire alarm signal? N/A Yes No
- 26.8 Method of operation of manual call points? N/A Yes No
- 26.9 Location and use of fire extinguishers? N/A Yes No
- 26.10 Means for summoning the fire and rescue service? N/A Yes No
- 26.11 Identity of persons nominated to assist with evacuation? N/A Yes No
- 26.12 Identity of persons nominated to use fire extinguishing appliances? N/A Yes No

Comments:

Hull City Council's policy is for staff not to attempt to fight fires.

- 26.13 Are staff with special responsibilities (e.g. fire Marshals) given additional training? N/A Yes No

Comments:

The caretaker is instructed to carry out daily checks on fire precautions and maintenance of escape routes.

- 26.14 Are fire drills carried out at appropriate intervals? N/A Yes No

Comments:

Fire drills are not appropriate for this type of premises.

When the employees of another employer work in the premises:

- 26.15 Is their employer given appropriate information (e.g. on fire risks and general fire precautions)? N/A Yes No
- 26.16 Is it ensured that the employees are provided with adequate instructions and information? N/A Yes No

Comments:

Pre-Construction Health & Safety Information includes relevant information on fire safety.

27. Testing and Maintenance

27.1 Adequate maintenance of premises? Yes No

Comments:

Refer to section 17 and 18.

27.2 Weekly testing and periodic servicing of fire detection and alarm system? N/A Yes No

Comments:

Hull City Council check flat fire alarms on an annual basis where access is provided.
Residents are encouraged to test their smoke alarm on a weekly basis.

27.3 Monthly and annual testing routines for emergency escape lighting? N/A Yes No

Comments:

(i) Annual testing of the emergency lighting is carried out by in house electricians in accordance with the British Standard.

(ii) No monthly tests are carried out the emergency escape lighting.

27.4 Annual maintenance of fire extinguishing appliances? N/A Yes No

27.5 Periodic inspection of external escape staircases and gangways? N/A Yes No

Comments:

Daily inspections are carried out.

27.6 Six-monthly inspection and annual testing of rising mains? N/A Yes No

27.7 Weekly and monthly testing, six-monthly inspection and annual testing of fire-fighting lifts? N/A Yes No

27.8 Weekly testing and periodic inspection of sprinkler installations? N/A Yes No

Comments:

None

27.9 Routine checks of final exit doors and/or security fastenings? N/A Yes No

Comments:

The final exit doors are used on a daily basis.

27.10 Annual inspection and test of lightning protection system? N/A Yes No

27.11 Are suitable systems in place for reporting and subsequent restoration of safety measures that have fallen below standard? Yes No

Comments:

Procedures are in place for immediate reporting of any defects requiring attention.

27.12 Other relevant inspections or tests:

Comments:

None.

28. Records

Appropriate records of:

28.1 Fire drills? N/A Yes No

28.2 Fire training? N/A Yes No

28.3 Fire alarm tests? N/A Yes No

28.4 Emergency escape lighting tests? N/A Yes No

28.5 Maintenance and testing of other fire protection systems?

N/A Yes No

Comments:

28.3 Flats that have had their fire alarms tested annually by Hull City Council are recorded.

Fire Risk Level Estimator

The following simple fire risk level estimator is based on a commonly used health and safety risk level estimator.

Likelihood of fire	Potential consequences of fire		
	Slight harm	Moderate harm	Extreme harm
Low	Trivial risk	Tolerable risk	Moderate risk
Medium	Tolerable risk	Moderate risk	Substantial risk
High	Moderate risk	Substantial risk	Intolerable risk

In this context, a definition of the above fire risk level estimator is as follows:

LIKELIHOOD OF FIRE FOR THIS PREMISES:

Low	Unusually low likelihood of fire as a result of negligible potential sources of ignition.
Medium	Normal fire hazards (e.g. potential ignition sources) for this type of occupancy, with fire hazards generally subject to appropriate controls (other than minor shortcomings).
High	Lack of adequate controls applied to one or more significant fire hazards, such as to result in significant increase in likelihood of fire.

Taking into account the fire prevention measures observed at the time of this risk assessment, it is considered that the hazard from fire (likelihood of fire) at these premises is:

Low **Medium** High

In this context, a definition of the above fire risk level estimator is as follows:

POTENTIAL CONSEQUENCES OF FIRE FOR THIS PREMISES:

Slight harm	Outbreak of fire unlikely to result in serious injury or death of any occupant (other than an occupant sleeping in a room in which a fire occurs).
Moderate harm	Outbreak of fire could foreseeably result in injury (including serious injury) of one or more occupants, but it is unlikely to involve multiple fatalities.
Extreme harm	Significant potential for serious injury or death of one or more occupants.

Taking into account the nature of the premises and the occupants, as well as the fire protection and procedural arrangements observed at the time of this fire risk assessment, it is considered that the consequences for life safety in the event of fire would be:

Slight Harm **Moderate Harm** Extreme Harm

Accordingly, it is considered that the risk to life from fire at these premises in relation to likelihood x consequences:

Trivial Tolerable **Moderate** Substantial Intolerable

Comments:

The likelihood of fire is considered to be medium taking into consideration the normal type of ignition sources present that are associated with this type of premises. The numerous maintenance issues and air transfer grills could result in escape routes being smoke logged, so the risk to life is considered to be moderate.

RISK BASED CONTROL PLAN – Details at the front of this report.

A suitable risk-based control plan should involve effort and urgency that is proportional to risk. The following risk-based control plan is based on one that has been advocated for general health and safety risks.

Risk level	Action and timescale
Trivial	No action is required and no detailed records need be kept.
Tolerable	No major additional fire precautions required. However, there might be a need for reasonably practicable improvements that involve minor or limited cost.
Moderate	It is essential that efforts are made to reduce the risk. Risk reduction measures, which should take cost into account, should be implemented within a defined time period. Where moderate risk is associated with consequences that constitute extreme harm, further assessment might be required to establish more precisely the likelihood of harm as a basis for determining the priority for improved control measures.
Substantial	Considerable resources might have to be allocated to reduce the risk. If the premises are unoccupied, it should not be occupied until the risk has been reduced. If the premises are occupied, urgent action should be taken.
Intolerable	Premises (or relevant area) should not be occupied until the risk is reduced.

Note that, although the purpose of this section is to place the fire risk in context, the above approach to fire risk assessment is subjective and for guidance only. All hazards and deficiencies identified in this report should be addressed by implementing all recommendations contained in the action plan findings. The fire risk assessment should be reviewed regularly.